

Scaled data based on original data using
LM-79-08 Approved Method: Electrical and Photometric Measurements of Solid-
State Lighting Products

Test Report Prepared for
Cooper Lighting Solutions
(formerly Eaton)

Brand: STREETWORKS

Report Number: P482895

Luminaire Tested: **IFLD-M-SA4A-750-U-T3R-HSS**

Issue Date: 02/26/2021



Test Information

Test Method: LM-79-08
Report Number: P482895
Test Lab: INNOVATION CENTER(G2)
Issue Date: 02/26/2021
Manufacturer: COOPER LIGHTING SOLUTIONS (FORMERLY EATON)
Product Line: STREETWORKS
Catalog Number: IFLD-M-SA4A-750-U-T3R-HSS
Description: Infrastructure Flood – Middle Tier Light Square Luminaire w/ T3R
distribution lens with House Side Shield
Light Source: (64) 5000K CCT, 70 CRI LEDS
Ballast/Driver: ELECTRONIC DRIVER

Summary

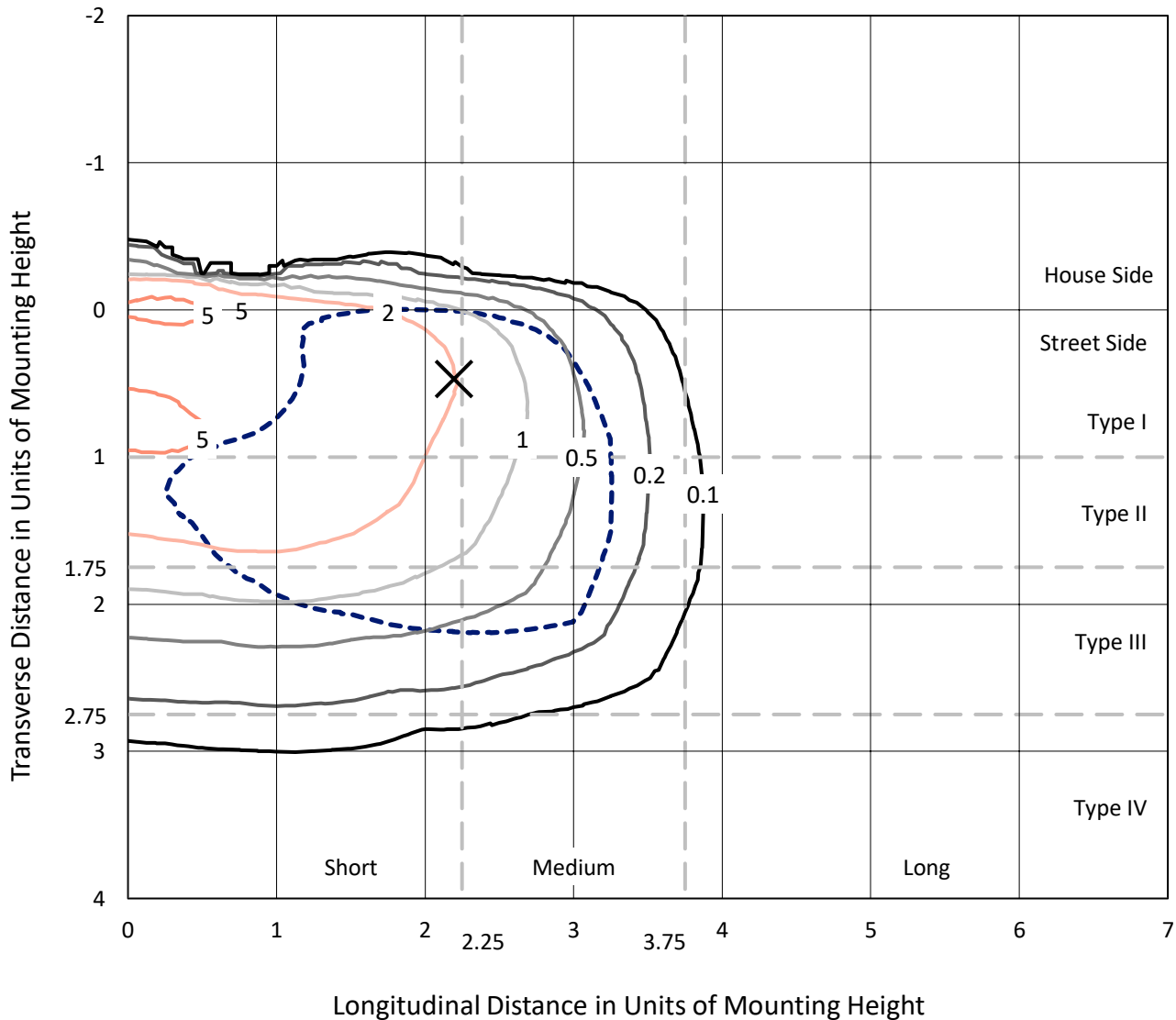
Lumens per Lamp: N/A
Luminaire Lumens: 13540.9 lumens
Efficiency: N/A
Efficacy: 105.3 lumens/watt
Luminous Opening: Rectangular (W 1' x L: 0.5' x H: 0')
IES Classification: Type III - Short
BUG Rating: B1 - U0 - G3

Input Watts (W): 128.6
Input Voltage (V): 120
Input Current (A_{in}): NR
Voltage Rise (V): NR
Power Factor: NR
Total Harmonic Distortion (THDi): NR
Frequency (hertz): 60
Stabilization Time: NR
Operation Time: NR
Ambient Temperature (°C): NR
Test Distance: 24 FT

REPORT NUMBER: P482895
 CATALOG NUMBER: IFLD-M-SA4A-750-U-T3R-HSS

Iso-Footcandle Lines of Horizontal Illumination

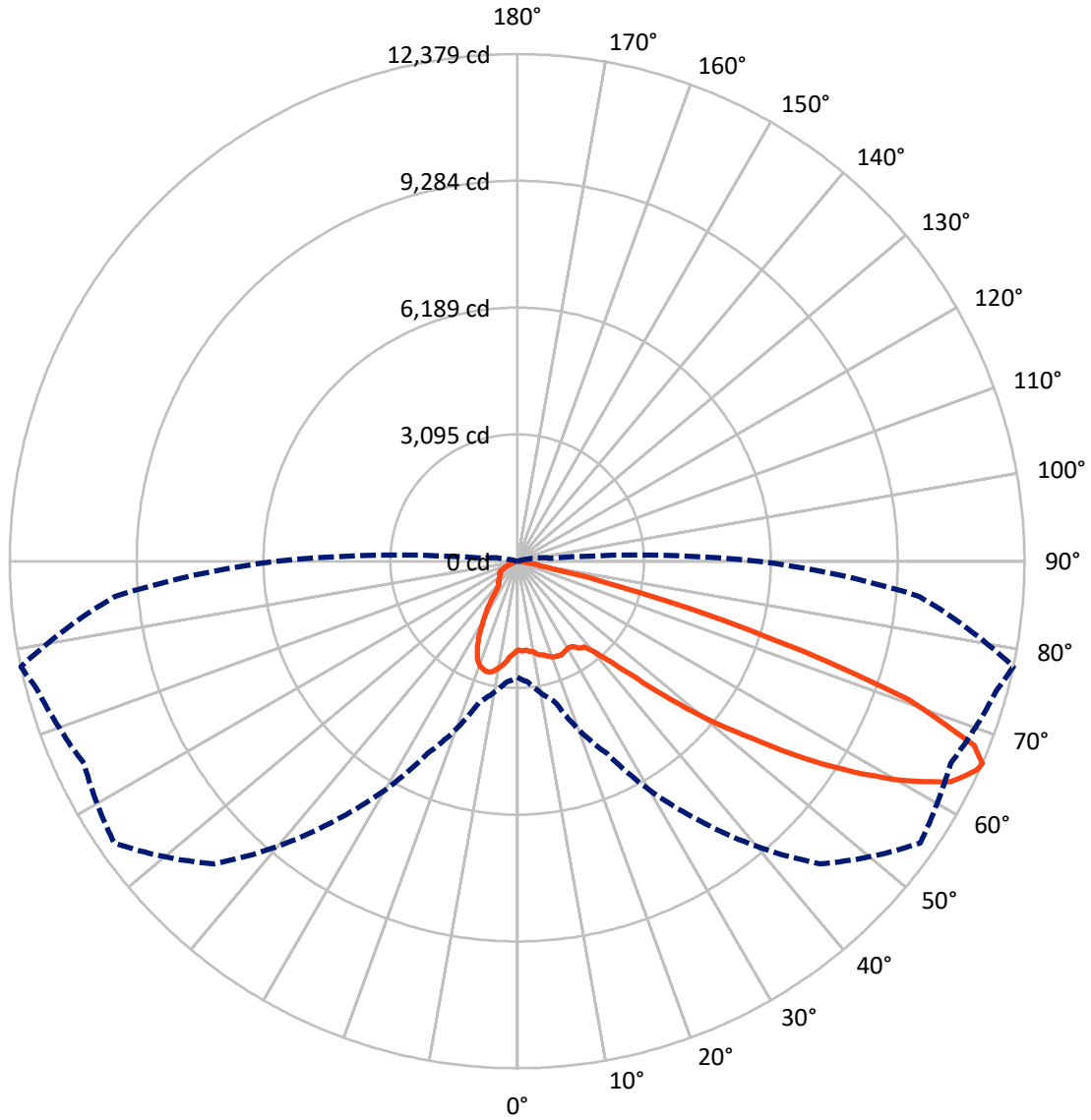
✕ Max cd
 - - - 1/2 Max cd



Based on 20 foot mounting height. Maximum calculated value = 6.2 fc
 Type III - Short - N/A

REPORT NUMBER: P482895
CATALOG NUMBER: IFLD-M-SA4A-750-U-T3R-HSS

Luminous Intensity Polar Plot



— Vertical Plane Through 78-Deg Lateral - - - Horizontal Cone Through 66-Deg Vertical

REPORT NUMBER: P482895
 CATALOG NUMBER: IFLD-M-SA4A-750-U-T3R-HSS

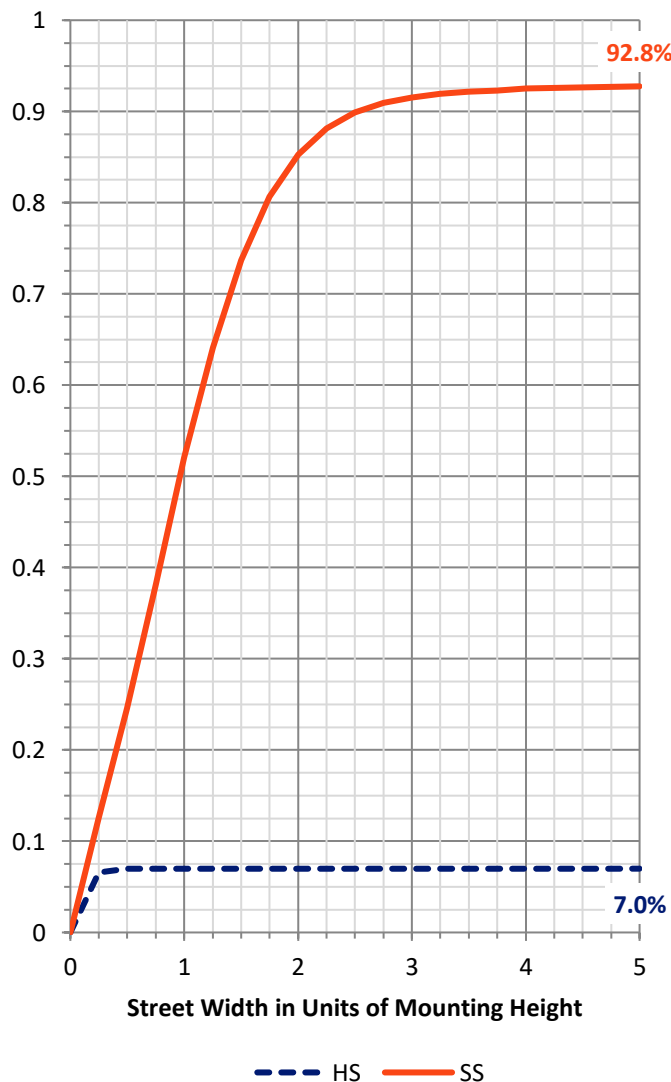
FLUX DISTRIBUTION:

		Downward	Upward	Total
House Side	Lumens	952.0	0.0	952.0
	% Fixture	7.0	0.0	7.0
Street Side	Lumens	12588.9	0.0	12588.9
	% Fixture	93.0	0.0	93.0
Total	Lumens	13540.9	0.0	13540.9
	% Fixture	100.0	0.0	100.0

ZONAL LUMENS:

Zone	Lumens	% Fixture
0°-10°	198.4	1.5
10°-20°	447.9	3.3
20°-30°	640.2	4.7
30°-40°	1095.8	8.1
40°-50°	1977.8	14.6
50°-60°	3382.3	25.0
60°-70°	4163.1	30.7
70°-80°	1573.9	11.6
80°-90°	61.5	0.5
90°-100°	0.0	0.0
100°-110°	0.0	0.0
110°-120°	0.0	0.0
120°-130°	0.0	0.0
130°-140°	0.0	0.0
140°-150°	0.0	0.0
150°-160°	0.0	0.0
160°-170°	0.0	0.0
170°-180°	0.0	0.0
0°-90°	13540.9	100.0
0°-180°	13540.9	100.0

Coefficient of Utilization

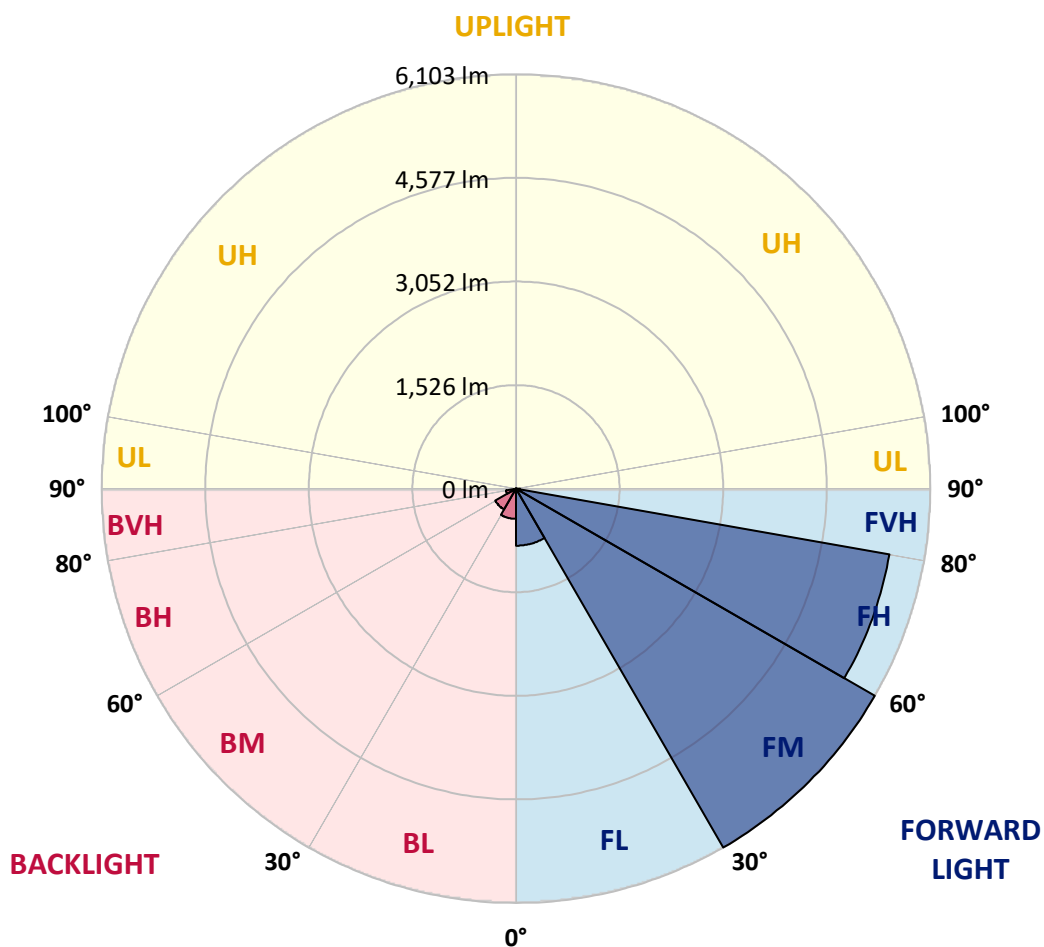


REPORT NUMBER: P482895
 CATALOG NUMBER: IFLD-M-SA4A-750-U-T3R-HSS

LUMINAIRE CLASSIFICATION SYSTEM LUMEN TABLE AND BUG RATING:

Zone	Lumens	% Fixture	Zone Rating/Lumen Limit		
			B	U	G
FL (0°-30°)	840.6	6.2			
FM (30°-60°)	6103.2	45.1			
FH (60°-80°)	5586.1	41.3			G3/7500
FVH (80°-90°)	59.0	0.4			G1/100
BL (0°-30°)	445.9	3.3	B1/500		
BM (30°-60°)	352.8	2.6	B1/1000		
BH (60°-80°)	150.8	1.1	B1/500		G1/500
BVH (80°-90°)	2.5	0.0			G0/10
UL (90°-100°)	0.0	0.0		U0/0	
UH (100°-180°)	0.0	0.0		U0/0	

BUG Rating: B1-U0-G3
 Type III Short





REPORT NUMBER: P482895

CATALOG NUMBER: IFLD-M-SA4A-750-U-T3R-HSS

CANDELA DISTRIBUTION (FULL):

	0°	5°	15°	25°	35°	45°	55°	65°	75°	78°	85°
0°	2168.8	2168.8	2168.8	2168.8	2168.8	2168.8	2168.8	2168.8	2168.8	2168.8	2168.8
2.5°	1994.9	1976.5	1994.9	2021.5	2035.8	2048.1	2091.1	2127.9	2166.8	2193.4	2185.2
5°	1849.6	1884.4	1888.5	1896.7	1919.2	1992.9	2017.4	2080.8	2177.0	2185.2	2222.0
7.5°	1735.1	1724.8	1751.4	1804.6	1861.9	1904.9	1976.5	2087.0	2187.2	2222.0	2293.6
10°	1569.3	1589.8	1618.4	1671.6	1741.2	1847.6	1974.4	2097.2	2240.4	2252.7	2385.7
12.5°	1479.3	1458.8	1503.8	1559.1	1677.8	1776.0	1931.5	2078.8	2273.2	2340.7	2494.1
15°	1405.6	1415.9	1458.8	1495.7	1593.9	1718.7	1900.8	2123.8	2328.4	2375.5	2608.7
17.5°	1374.9	1368.8	1401.5	1438.4	1559.1	1700.3	1888.5	2125.8	2377.5	2438.9	2686.5
20°	1389.3	1401.5	1391.3	1426.1	1501.8	1645.0	1906.9	2164.7	2414.3	2498.2	2770.4
22.5°	1614.3	1598.0	1516.1	1450.7	1454.7	1622.5	1892.6	2189.3	2447.1	2514.6	2827.6
25°	2201.6	2113.6	1911.0	1659.3	1493.6	1561.1	1876.2	2181.1	2440.9	2524.8	2862.4
27.5°	2792.9	2717.2	2518.7	2127.9	1651.2	1536.6	1818.9	2187.2	2410.2	2488.0	2805.1
30°	3416.9	3457.8	3163.2	2698.7	2064.5	1671.6	1782.1	2154.5	2389.8	2455.3	2817.4
32.5°	4057.3	4041.0	3862.9	3359.6	2655.8	1970.3	1841.4	2187.2	2416.4	2479.8	2889.0
35°	4558.6	4501.3	4321.3	3867.0	3144.8	2420.5	2046.1	2342.7	2533.0	2608.7	2991.3
37.5°	4806.2	4830.7	4726.4	4331.5	3680.8	2837.9	2301.8	2342.7	2569.8	2657.8	3157.1
40°	4998.5	5072.2	5033.3	4906.4	4212.8	3308.5	2584.2	2488.0	2756.0	2921.8	3468.1
42.5°	5229.7	5194.9	5424.1	5307.5	4908.5	3901.8	3079.3	2833.8	3195.9	3355.5	3934.6
45°	5352.5	5485.5	5659.4	5808.7	5553.0	4642.5	3725.9	3445.5	3869.1	4071.6	4628.2
47.5°	5667.6	5720.8	6003.1	6191.4	6076.8	5489.6	4708.0	4339.7	4716.1	5035.3	5422.0
50°	5851.7	5780.1	6175.0	6461.4	6526.9	6191.4	5587.8	5301.3	5722.8	6130.0	6164.8
52.5°	5690.1	5894.7	6289.6	6803.1	6985.2	6817.4	6621.0	6496.2	6792.9	7169.4	7001.6
55°	5123.3	5262.4	6224.1	7177.5	7764.8	7687.0	7869.1	7787.3	8086.0	8485.0	7979.6
57.5°	4667.0	4841.0	5686.0	7371.9	8491.1	8720.3	8949.4	8898.3	9258.4	9718.7	8808.2
60°	4382.6	4482.9	5297.2	7322.8	8920.8	9788.3	10306.0	9945.9	10533.1	10885.0	9456.8
62.5°	3889.5	3953.0	4730.5	6672.2	9049.7	10543.3	11421.1	10932.1	11441.5	11871.2	9923.3
65°	3118.2	3290.1	3932.5	5698.3	8198.5	10682.4	12116.7	11541.8	12034.9	12317.2	10064.5
66°	2837.9	2962.7	3551.9	5182.6	7713.6	10451.2	12000.1	11668.6	12120.8	12378.6	9847.6
67.5°	2355.0	2463.4	2932.0	4448.1	6721.3	9941.8	12081.9	11582.7	12186.3	12028.7	9557.1
70°	1559.1	1628.7	2005.1	3007.7	4681.4	8133.1	11206.2	10911.6	10713.1	10121.8	7472.2
72.5°	728.4	828.7	1252.2	1823.0	2745.8	5690.1	9137.7	8742.8	7513.1	6567.8	4714.1
75°	329.4	374.4	687.5	1045.5	1231.7	2948.4	5894.7	5323.8	3740.2	3105.9	2064.5
77.5°	178.0	202.6	335.6	497.2	448.1	1033.3	2917.7	2426.6	1178.5	863.4	599.5
80°	137.1	161.6	280.3	284.4	165.7	268.0	1084.4	750.9	294.6	223.0	143.2
82.5°	71.6	102.3	221.0	184.1	83.9	108.4	335.6	208.7	92.1	73.7	61.4
85°	28.6	45.0	124.8	122.8	49.1	36.8	94.1	63.4	36.8	30.7	28.6
87.5°	2.0	2.0	67.5	47.1	30.7	10.2	14.3	14.3	18.4	16.4	20.5
90°	0.0	0.0	0.0	0.0	0.0	0.0	0.0	0.0	0.0	0.0	0.0



REPORT NUMBER: P482895
 CATALOG NUMBER: IFLD-M-SA4A-750-U-T3R-HSS

CANDELA DISTRIBUTION (continued):

	90°	95°	105°	115°	125°	135°	145°	155°	165°	175°	180°
0°	2168.8	2168.8	2168.8	2168.8	2168.8	2168.8	2168.8	2168.8	2168.8	2168.8	2168.8
2.5°	2222.0	2246.6	2250.7	2318.2	2332.5	2318.2	2355.0	2348.9	2365.2	2353.0	2330.5
5°	2273.2	2307.9	2375.5	2426.6	2426.6	2385.7	2353.0	2310.0	2246.6	2230.2	2217.9
7.5°	2361.1	2471.6	2533.0	2500.3	2434.8	2281.3	2068.6	1913.1	1782.1	1733.0	1710.5
10°	2516.6	2578.0	2649.6	2516.6	2244.5	1919.2	1561.1	1325.8	1141.7	1100.8	1070.1
12.5°	2616.9	2715.1	2756.0	2426.6	1892.6	1407.7	1018.9	752.9	624.0	525.8	509.5
15°	2747.8	2860.4	2776.5	2183.1	1491.6	922.8	527.9	329.4	268.0	251.7	251.7
17.5°	2837.9	2960.6	2692.6	1880.3	1057.8	491.1	261.9	227.1	223.0	225.1	221.0
20°	2995.4	3069.1	2565.7	1528.4	632.2	251.7	210.7	202.6	198.5	204.6	200.5
22.5°	3054.8	3122.3	2359.1	1106.9	284.4	167.8	157.5	151.4	155.5	153.5	151.4
25°	3050.7	3085.4	2019.5	634.3	83.9	65.5	59.3	59.3	55.2	57.3	55.2
27.5°	3081.4	2995.4	1638.9	188.2	0.0	0.0	0.0	0.0	0.0	0.0	0.0
30°	3097.7	2850.1	1166.2	0.0	0.0	0.0	0.0	0.0	0.0	0.0	0.0
32.5°	3105.9	2774.4	750.9	0.0	0.0	0.0	0.0	0.0	0.0	0.0	0.0
35°	3169.3	2623.0	321.2	0.0	0.0	0.0	0.0	0.0	0.0	0.0	0.0
37.5°	3212.3	2428.7	0.0	0.0	0.0	0.0	0.0	0.0	0.0	0.0	0.0
40°	3390.3	2367.3	0.0	0.0	0.0	0.0	0.0	0.0	0.0	0.0	0.0
42.5°	3621.5	2252.7	0.0	0.0	0.0	0.0	0.0	0.0	0.0	0.0	0.0
45°	3942.7	2082.9	0.0	0.0	0.0	0.0	0.0	0.0	0.0	0.0	0.0
47.5°	4368.3	1982.6	0.0	0.0	0.0	0.0	0.0	0.0	0.0	0.0	0.0
50°	4685.5	1825.1	0.0	0.0	0.0	0.0	0.0	0.0	0.0	0.0	0.0
52.5°	5088.5	1731.0	0.0	0.0	0.0	0.0	0.0	0.0	0.0	0.0	0.0
55°	5567.3	1735.1	0.0	0.0	0.0	0.0	0.0	0.0	0.0	0.0	0.0
57.5°	6003.1	1706.4	0.0	0.0	0.0	0.0	0.0	0.0	0.0	0.0	0.0
60°	6226.1	1458.8	0.0	0.0	0.0	0.0	0.0	0.0	0.0	0.0	0.0
62.5°	6179.1	1180.6	0.0	0.0	0.0	0.0	0.0	0.0	0.0	0.0	0.0
65°	6015.4	926.9	0.0	0.0	0.0	0.0	0.0	0.0	0.0	0.0	0.0
66°	5902.9	820.5	0.0	0.0	0.0	0.0	0.0	0.0	0.0	0.0	0.0
67.5°	5561.2	656.8	0.0	0.0	0.0	0.0	0.0	0.0	0.0	0.0	0.0
70°	4425.6	450.1	0.0	0.0	0.0	0.0	0.0	0.0	0.0	0.0	0.0
72.5°	2815.4	276.2	0.0	0.0	0.0	0.0	0.0	0.0	0.0	0.0	0.0
75°	1297.2	126.9	4.1	0.0	0.0	0.0	0.0	0.0	0.0	0.0	0.0
77.5°	407.2	77.7	16.4	0.0	0.0	0.0	0.0	0.0	0.0	0.0	0.0
80°	106.4	49.1	16.4	2.0	0.0	0.0	0.0	0.0	0.0	0.0	0.0
82.5°	55.2	34.8	14.3	6.1	4.1	0.0	0.0	0.0	0.0	0.0	0.0
85°	34.8	14.3	6.1	4.1	4.1	0.0	0.0	0.0	0.0	0.0	0.0
87.5°	30.7	8.2	4.1	4.1	2.0	0.0	0.0	0.0	0.0	0.0	0.0
90°	0.0	0.0	0.0	0.0	0.0	0.0	0.0	0.0	0.0	0.0	0.0

(END OF REPORT)